




Camera App Installation Instructions

1) Download the UniFi Video APP

IOS: <https://itunes.apple.com/us/app/unifi-video/id964967062?mt=8>

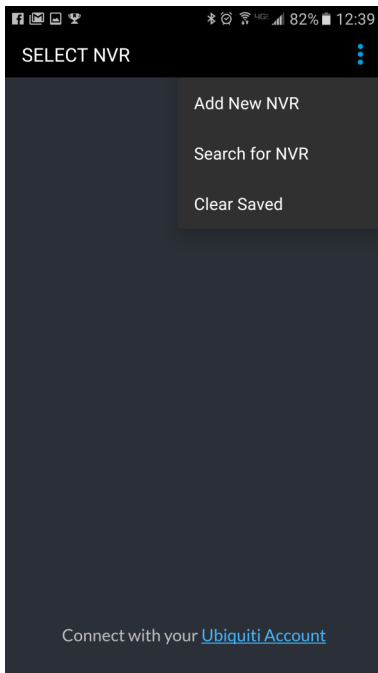
Android: <https://play.google.com/store/apps/details?id=com.ubnt.unifivideo&hl=en>



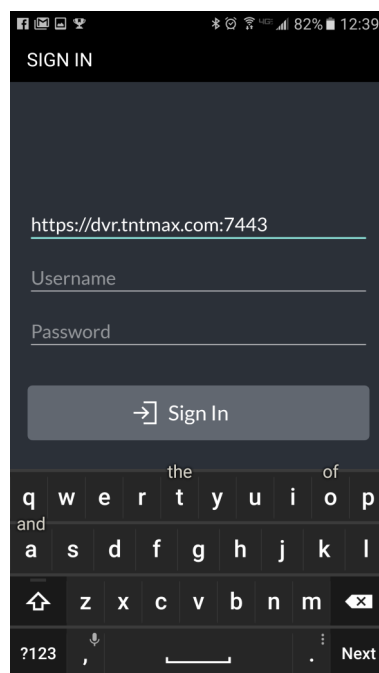
2) Open the app

3) Click “Connect directly to your NVR”

4) Tap the 3 dots and click “Add new NVR”



5) Type “<https://dvr.tntmax.com:7443>” without the quotes



6) Use the username and password given to you from FPS for your child’s classroom

